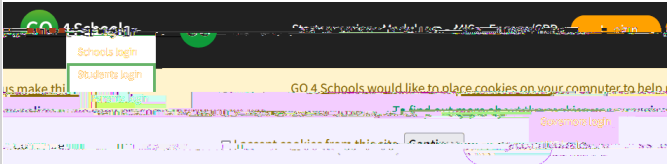
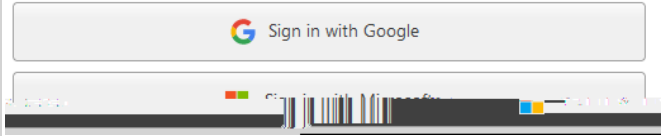
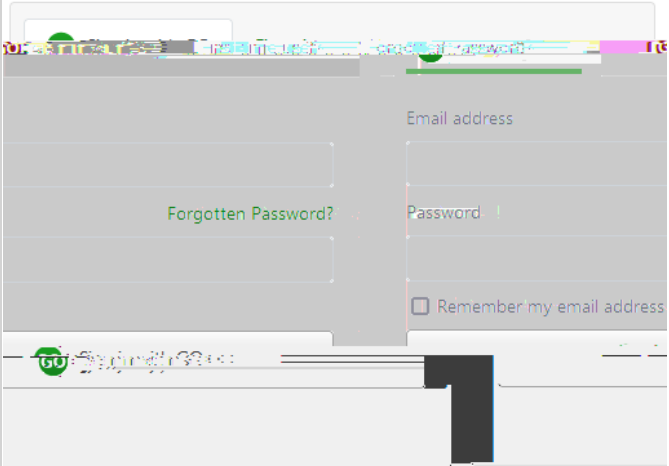


# Logging into the GO 4 Schools website - as a Parent or Student

	<p>Access the GO 4 Schools website at _____ and hover over the _____ to see a list of Portals in GO.</p> <ul style="list-style-type: none"><li>• If you are a student, choose _____.</li><li>• If you are a parent, choose _____.</li></ul>
	<p>Use either Google or Microsoft Sign-in methods to verify your identity and log into GO 4 Schools.</p>
	<p>Using the Login form, submit your email address and password.</p> <p>If you are a parent, GO 4 Schools has synced your email from the school (if you've chosen to share it).</p> <p>If you are a student, the school has shared your email with you.</p> <ul style="list-style-type: none"><li>• If you have not logged in before, choose _____.</li><li>• If you have forgotten your password and need to reset it, choose _____.</li></ul>

Here you must submit your school email address as it is the only one known by GO 4 Schools.

You will receive an automated email from \_\_\_\_\_

\_\_\_\_\_ to the address you've submitted. Typically it'll arrive in seconds, but it may take a few minutes. If you can't see this email, it is worth checking your email junk folder.

The email will contain a link for you to follow and continue setting up a new password in GO 4 Schools.

The link will only be valid for one hour.

Please follow the rules for your new password, and remember to agree to the privacy policy.

